

ORDINANCE NO. 2025-1295-O

**AN ORDINANCE AMENDING THE MODERATE INCOME HOUSING
ELEMENT OF THE GENERAL PLAN
(AMENDMENTS – JUNE 2025)**

WHEREAS, under Utah Code Annotated § 17-27a-408, the County shall review and update the moderate income housing plan element of the General Plan and its implementation;

WHEREAS, the proposed amended plan (Exhibit 1) incorporates the state requirements for a moderate income housing plan, with updated strategies, implementation plans, and timelines;

WHEREAS, this proposed amended plan outlines implementation strategies to meet the goals and objectives to improve affordable housing options in Washington County;

WHEREAS, Washington County may be given priority consideration of funding for transportation and planning projects, as well as various other financial grants, if the County's moderate income housing plan is adopted and amended as needed to meet the applicable requirements;

WHEREAS, the Washington County Planning Commission held the properly noticed and required public hearing in conjunction with the consideration of this updated moderate income housing plan on May 13, 2025;


WHEREAS, the Planning Commission discussed the challenges of affordable housing in Washington County and unanimously recommended approval of the proposed amendments to the Washington County Affordable Housing Plan as the moderate income housing plan element of the General Plan; and

WHEREAS, it is in the best interest of Washington County to adopt the proposed amendments to the moderate income housing plan element of the General Plan, in order to plan, foster, and expand affordable housing opportunities for its citizens.

NOW, THEREFORE, the County Legislative Body ORDAINS as follows:

The County Commission hereby adopts the attached amendments to the Washington County Moderate Income Housing element of the General Plan.

APPROVED AND ADOPTED this 3rd day of June, 2025.


VICTOR IVERSON, Chair
Washington County Commission

ATTEST:



Ryan Sullivan
Washington County Clerk-Auditor

Commissioner Iverson voted Aye
Commissioner Snow voted Absent
Commissioner Almquist voted Aye

Approved as to Form:



Deputy Washington County Attorney



Exhibit 1



Community Development

Washington County Affordable Housing Plan

Executive Summary

The purpose of the Washington County Affordable Housing Plan (the Plan) is to ensure that Washington County provides a reasonable opportunity for a variety of housing, including housing for low and moderate income households, to meet the needs of the population desiring to live in Washington County. Throughout this Plan, housing for low and moderate income households will be called “affordable housing.”

The population of Washington County is projected to increase substantially over the next 10 years. Over one-third of all Washington County households are earning a moderate income or less, and the demand for attainable home ownership and rental opportunities will likely increase.

There is a deficiency of housing for very low and extremely low income households in Washington County. The County should be actively seeking opportunities to provide sufficient housing to satisfy the rising population demands.

Even though Washington County has relatively new housing stock, the 2017 American Community Survey (ACS) estimated that approximately 31% of the units were built prior to 1990. In order to maintain a healthy housing stock capable of providing safe, habitable, and attainable living conditions, building new units and actively maintaining the current housing supply is necessary.

The attainability of housing has been exacerbated in 2022. Military conflict, supply chain issues, a global pandemic and economic uncertainty, have fueled economic instability. Inflation is at a 40-year record and the rise in average interest rates have increased monthly mortgage payments up 51% since 2021.

Households earning more than a moderate income have enough attainable housing options, while households earning less than a moderate income do not have sufficient opportunity to purchase or rent attainable homes. Approximately half of all low and moderate income households are expending a high percentage of their income on housing, and a greater supply of attainable rental



COMMUNITY DEVELOPMENT

and owned housing is needed to meet the needs of all Washington County residents.

The county will need to review its zoning ordinances to ensure that there is adequate opportunity to develop a sufficient supply of various housing types to meet the county's diverse needs. The following goals are recommended to maintain adequate attainable housing choices for all those who wish to reside in Washington County:

- Amend land use regulations to allow for higher density and new, affordable residential development in commercial or mixed use zones near major transit investment corridors (create the Village Overlay Zone;
permit a variety of housing types including “missing middle” housing types).
- Implement zoning incentives for affordable housing units in new developments (create the Affordable Housing Overlay Zone).
- Demonstrate creation of, or participate in, a community land trust program for affordable housing (partner with Housing Action Coalition (HAC) and non-profits that produce housing products meeting these goals).

Introduction

In 2022, the Utah Legislature passed House Bill 462 requiring cities and counties to update their affordable housing element of the general plan. Housing is considered affordable when households of various incomes, spend no more than 30% of their gross monthly income on housing expenses. In this plan, housing needs are considered for households earning a moderate income or less (80% Area Median Income or less).

The intent of this attainable housing plan is to ensure that Washington County provides a reasonable opportunity for a variety of housing, including low to moderate income housing for its residents. Low to moderate income housing should be encouraged to allow persons earning less than 80% of the Area Median Income (AMI) to fully participate in, and benefit from, all aspects of neighborhood and community life.

Demographics

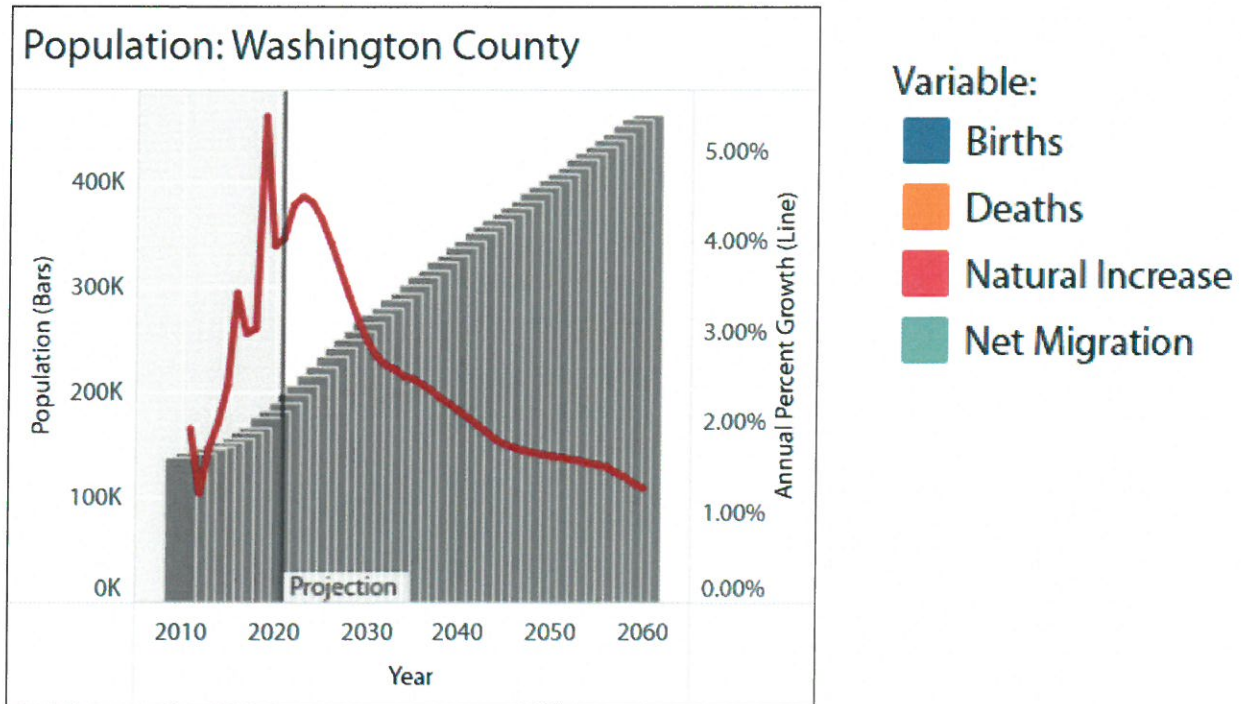
Population and Growth

According to the Kem C. Gardner Policy Institute the annual growth rate in 2021 equaled 4.02% with a total population of 189,432 but the growth rate is expected to decrease to an annual average of 3.0% between 2022 and 2030. This puts the current estimate of absolute growth in Washington County at 7,321. This puts the current population estimate below the current projections by 0.07% (114 residents/homeowners). If the projected growth rate is realized, Washington County will gain 65,018 new residents between 2020 and 2030, and 282,212 new



COMMUNITY DEVELOPMENT

people between 2020 and 2060. The chart below displays population projections through 2060.



Source: Kem C. Gardner Policy Institute 2015-2065 State and County Projections.

Analysis of Population and Growth

The projected population increase of 65,018 new residents between 2020 and 2030 is significant because 22,115 new households will need a place to live in Washington County, and by 2060 it is estimated that 95,990 additional households will need a place to live.

According to the 2020 US Census sixteen percent (11,783) of local homes were vacant. Seasonally vacant houses are vacant during a specific season and are for recreational or occasional use. Many of these are not available for permanent residents, and although it is likely that future residents will fill some of the vacant units, the vacant housing stock will not be sufficient to accommodate all the estimated households over the next several years. Many pressures keep permanent residents out of houses that are second homes for those who live out of the area, including the use of housing stock for legal and illegal vacation rentals. In addition, the existing housing stock will have to be maintained and, in some cases, rehabilitated, for the units to be safe, permanent places to live.

Population Pyramid

Population Pyramids indicate various needs of a given population including, depicting the age



COMMUNITY DEVELOPMENT

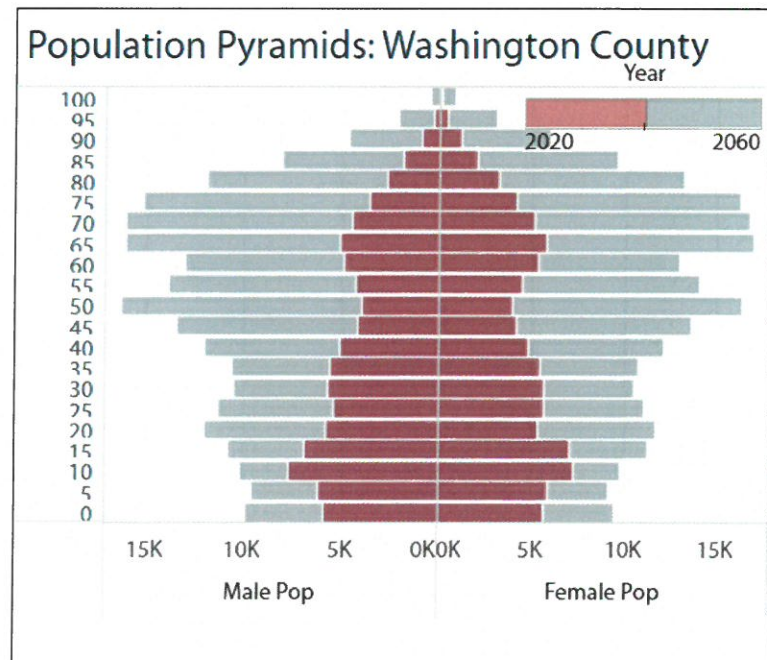
and sex makeup of a population, and indicating whether a population will increase or decrease. There are two major attributes of Washington County's population pyramid that will have an effect on the County's growth and future housing needs.

Population pyramids like Washington County's, that have most of the population in the pre-reproductive (ages 0-14) and the reproductive cohorts (ages 15-44), usually indicates that the population will grow rapidly. The anomaly in Washington County's population pyramid is that the population evens out in the early post-reproductive years and then grows in the mid post-reproductive years.

Large populations at or near the top of population pyramids often indicate a stagnant or declining population. However, because Washington County's pyramid has a large base and a substantial post-reproductive population it is assumed that Washington County will grow rapidly.

Because the aging population is not likely to decline, it is anticipated that there will be a significant housing needs for the elderly population. A portion of the aging population will be able to stay in their homes; however, there will be an increased demand from those that need housing assistance.

With a growing population of all age cohorts, there will be a need for a variety of housing types. Decision makers at the County will need to be mindful of the current and projected socio-economic needs of the community to provide opportunities for appropriate housing types to be constructed.



Source: Kem C. Gardner Policy Institute 2015-2065 State and County Projections.

New Housing Demand

Households that earn a moderate-income and less make up 37.9% of the population. Of the



COMMUNITY DEVELOPMENT

22,115 households projected to be in Washington County between 2020 and 2030, 8,381 will need attainable housing options. To meet this need beyond 2030, 838 attainable housing units will need to be added each year, in addition to the 8,381.

Based on the projected increase in population, observed income levels, and existing vacancies, the UAHFT Housing Model estimates that there will be a demand for 8,268 new housing units for low and moderate income (LMI) households between 2020 and 2030. The demand for new units attainable to LMI households in 2050 will be 30,332.

Income

Analyzing the income of Washington County's residents is critical to understanding the attainable housing need for the County. Housing attainability is directly correlated with household income. Because the cost of living is relative to the area in which the residents live, and to household size, the U.S. Department of Housing and Urban Development (HUD) has created a measure called the Area Median Income (AMI). The 2022 AMI for Washington County is \$83,900. The AMI is the standard to determine housing attainability of the population.

Analysis of Income

Approximately forty-one percent (41%) of households in Washington County earn a moderate income or less. A moderate income is 80% of the area median income, or \$67,120 annually or less. Approximately 9.6% of these same households earn 30% of the area median income, \$25,170 annually or less. Households that earn 30% or less of the area median income find it very difficult to live within the attainable housing guidelines. They cannot afford average market rental rates and are considered very low or extremely low-income households. It is vital to the well-being of the community that households of all income levels have housing options.

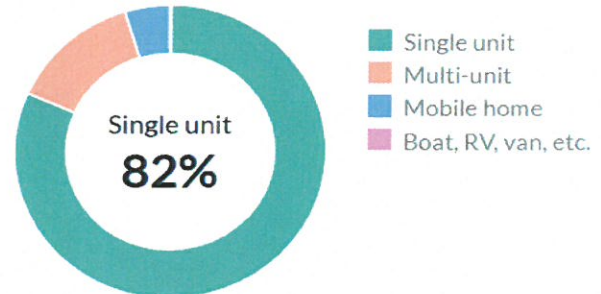
Housing Stock Characteristics

Eighty percent of the housing stock in Washington County are single-family homes, and 13% are multi-family units. The 2020 American Community Survey estimates that of Washington County's 71,482 housing units, 58,268 are single-family, 9,799 are multi-family, and 3,415 are mobile homes, RV, etc.

Housing Occupancy and Vacancy



Types of structure



According to the 2020 ACS there are 71,482 housing units in Washington County. Eighty three percent (59,699) of the units were occupied while sixteen percent (11,783) were vacant. Of the 71,482 occupied housing units, 70% (41,927) were owner occupied, and 30% (17,772) of the units were rented.

Age of Housing Stock

Approximately 31.1% of the housing stock in the County was built prior to 1990, with approximately 2.3% built before 1950. Due to the age of the housing stock, rehabilitation efforts are likely necessary, and the existing properties will need to be maintained to adequately supply enough attainable housing in the future, especially if development of attainable housing does not keep up with demand.

Housing Affordability

The affordability of the housing stock is determined based upon the Area Median Income and the amount that a household at each income level can afford. According to current State and Federal definitions, housing is considered attainable when a household spends no more than 30% of their annual income on housing expenses, including mortgage or rent, and utilities. Those that spend more than 30% of their monthly income on housing expenses are considered “cost-burdened” and are referred to as such throughout this document.

The 2022 area median income (AMI) in Washington County is \$83,900 annually or \$6,991 monthly. Based on this standard, mortgage or rent, and utilities, should not exceed \$2,097 per month for a median household in Washington County.

The purpose of this Plan is to ensure that housing is attainable for all income levels, not just those earning a median income or higher. The same affordability standards apply to households that earn less than the area median income. For example, a moderate-income household of four (4) in Washington County earns 80% of the area median income, which is \$66,300 annually or \$5,525 monthly. Mortgage or rent and utilities should not exceed \$1,657 per month for a moderate- income household. The table below summarizes the maximum monthly attainable housing costs for various income levels in Washington County.



Summary of Affordability		
Household Income	Maximum Monthly Income for Housing Expenses	Maximum Mortgage Loan Amount
<= 30% HAMFI	\$693	\$129,180
>50% to <=80% HAMFI	\$1,036	\$193,000
>80% to <=100% HAMFI	\$1,657	\$308,700
Source: 2022 HUD user Datasets		

Available Housing Prices

On August 5, 2022, www.zillow.com indicates that there were 1,745 total properties for sale in Washington County. The median asking price was \$762,500. The median rental price on that date was \$1,089 for a two-bedroom unit.

Attainability of Home Ownership

A monthly budget of \$1,657 for housing and utility expenses would support a mortgage of a home valued at \$308,700 based on a 30-year fixed rate loan at 5.0% interest, an average monthly utility bill of \$150, 1.2% property tax and a 10% down payment. Homes valued at or below \$211,867 are considered attainable for moderate-income earning households in Washington County.

Approximately 41% (20,700) of all households in Washington County are at or below a moderate- income ($\leq 80\%$ AMI). Of the units listed on the Washington County Board of Realtors Database, 8.9% (94 units) were attainable to moderate- or low-income households. Only four of the 94 units were attainable for very low or extremely low-income households ($\leq 30\%$ AMI).

The housing stock deficit for lower income groups causes these households to reside in units that are above the affordability threshold. Approximately 3,461 very low-income households ($\leq 30\%$ AMI), and 824 low-income households (30%-50% AMI), are paying more for housing than they can afford.

There are additional factors that can be calculated into the affordability of housing stock, such



COMMUNITY DEVELOPMENT

as rentals and secondary homes. There are approximately 12,570 non-primary residential buildings in Washington County (second homes, some of which are rented short and long term), and approximately 15,663 occupied rental units. Even with the large number of rentals, available housing in Washington County is limited, and shrinks further for the LMI population. Further, there are many households in occupied units that cannot afford the housing in which they live. The 2016 CHAS reports shows that 47% owner occupied low- and moderate-income households are cost burdened.

Affordability of Rent

According to the 2020 American Community Survey (ACS) there are 17,772 occupied units paying rent in Washington County. As of August 4, 2022, the median cost of rent in the county is between

\$837 and \$1,864. A one bedroom rental in St. George averages \$898. Households earning a moderate-income or less ($\leq 80\%$ of AMI) may find it difficult to afford median rental rates, with a maximum monthly budget for housing expenses of \$1,657. The 2013 Comprehensive Housing Affordability Strategy (CHAS) estimates indicate that 71.9% of LMI rental households in Washington County are cost burdened.

Attainable Housing Options

There are several multi-family housing complexes that offer attainable housing through rental assistance programs and/or tax credit programs. The following chart lists attainable housing options available in Washington County.

Low Income Rentals in Washington County				
Facility	# Of Units	Street Address	City	Phone #
Calculated Rents @ 30% of Income				
St. George Housing Authority	-	975 N 1725 W #101	St. George	435-628-3648
St. George Villa	42	351 W Tabernacle	St. George	435-673-9081
Renee Ann Apartments	23	6325 W 25 N	Hurricane	435-674-5818
*Hurricane Apartments	-	165 N 200 W	Hurricane	435-635-7026
*Dixie Sun Manor	30	975 N 1725 W #101	St. George	435-628-3648
Jefferson Park	50	1023 W 540 N	St. George	435-628-2703
Black Hills	50	454 N Valley View Dr.	St. George	435-628-0042
*Mesa Manor Apartments	-	28 S 900 E	St. George	435-628-8042



COMMUNITY DEVELOPMENT

Summerhill	48	1279 W 360 N	St. George	435-673-9139
Base Rents then Calculated to Income Brackets				
Snow Canyon	39	970 N 1300 W	St. George	435-628-8640
Ridge View	-	245 Playa Della Rosita	Washington	435-628-3255
Affordable Rentals				
Desert Rose	66	2929 E 450 N	St. George	435-627-1485
Sierra Point	166	1503 N 2100 W	St. George	435-674-9919
Stone Ridge Townhomes	-	6247 W 685 S	Hurricane	435-986-1933
Hurricane Hills	-	2000 W 200 S	Hurricane	435-635-4111
Canyon Pointe	-	1737 W 360 N	St. George	435-674-9696
*The Village at Heritage Court	55	425 E 900 S	St. George	435-703-9975
Knollwood Townhomes	-	6220 W 140 N # 9	Hurricane	435-673-5693
*Summit Pointe	-	1770 W 360 N	St. George	435-652-4600
*Red Cliff Manor	-	1768 E 280 N	St. George	435-656-5888



COMMUNITY DEVELOPMENT

*Hurricane Hills	50	2000 W 200 S	Hurricane	435-635-4111
Sunridge Townhomes	52	227 S 1000 W	St. George	435-628-4448
Pine Valley Townhomes	148	1209 E Oak Grove Dr.	Washington	435-656-5666
Sunset Springs	124	1660 W Sunset Blvd.	St. George	435-628-3436
Fountain Heights	20	3424 S River Road	St. George	435-674-4330
Riviera Palms	-	179 S 2700 E	St. George	435-652-8385
Red Rock @ Sienna Hills	-	20 N Red Trail Lane	Washington	435-522-4044
Riverwalk Village	55	2333 E Dinosaur Crossing Dr	St. George	435-879-3620
* Are only available for seniors or people with disabilities				

Source: St. George Housing Authority

Utah Fair Housing Act Support

In accordance with state and federal laws, Washington County exercises the authority to plan, zone, and regulate land-use in promoting the community's health, safety, and welfare. The moderate-income housing element of this Plan acknowledges and upholds the Utah Fair Housing Act by promoting the equal protection and equitable treatment of all people who lawfully seek to rent, lease, purchase, or develop real property within its jurisdiction. Its housing policies and plans strictly prohibit discrimination on the basis of color, disability, ethnicity, familial status, gender identity, national origin, race, religion, sex, sexual orientation, source of income, or any other suspect classification. It is the policy of Washington County to report housing discrimination to the Utah Antidiscrimination Labor Division immediately. It is the goal of Washington County to eliminate, mitigate, and prevent unfair housing practices systematically through biannual process reviews of housing related plans, policies, and ordinances. It is also the goal of Washington County to affirmatively further fair and attainable housing by reviewing the housing needs of its moderate-income households and its vulnerable populations annually, and proactively planning to meet those needs.

Special Needs Housing

It is important for Washington County to address housing for those with special needs. People with special needs may include seniors, disabled veterans, people with disabilities, homeless, or those otherwise in need of specialized or supportive housing.

Seniors



COMMUNITY DEVELOPMENT

In 2010, there were an estimated 37,028 people aged 65 years or older living in Washington County, constituting 21.5% of the population. Many of the elderly who own their homes are likely living on fixed incomes, and their housing affordability is affected by property values, tax increases, maintenance, and utility costs. For seniors that do not own their homes, finding attainable housing becomes even more difficult. For a multitude of reasons, some elderly citizens can no longer remain in their homes. As these citizens move out of their houses, demand for senior rental housing will increase.

Some options available to assist low-income senior citizens are property tax deferred payment programs, tax and mortgage foreclosure prevention services, home rehabilitation and weatherization programs, and utility assistance programs.

Disabled

According to the 2020 American Community Survey (ACS) 12% (21,183 individuals), of Washington County's population has a disability. Disability status is correlated to age, and the proportion of people with disabilities is expected to increase as the senior population rises. Approximately 64% (11,368 individuals) of the County's population over the age of 65 have a disability. People with disabilities often face financial and social difficulties that make it hard to obtain housing. Programs that are geared toward helping people with disabilities obtain housing include: low rent and public housing voucher programs, assistance through centers for independence, and employment and training resources.

Age Group	# Of Individuals with a Disability	% Of Individuals with a Disability
Under 65	9,815	23%
65 and Older	11,368	65%
Total	21,183	12% (of the total population)

Source: 2020 ACS

Homeless

According to the Utah Continuum of Care (UCC) 2019 annualized Point-in-time Count, roughly 0.09% of Utah's population is homeless. Although regional differences may impact the rate of homelessness, this percentage can be used to estimate the number of homeless individuals in Washington County, which is approximately 154. Given this estimate, Washington County should continue to develop and promote programs designed to help these individuals become



stably housed.

Analysis of Special Needs Housing

Although there is a significant population of seniors and people with disabilities, there is currently a deficiency of housing in Washington County specifically designated for this segment of the population. As Washington County continues to grow, the need for specialized housing will likely follow. In order to meet this need, the County should assure that there are minimal regulatory barriers to constructing this type of housing.

Racial Composition

The purpose of an Analysis of Impediments (AI) is to assess conditions and factors that affect fair housing choice. Impediments to fair housing choice include actions that restrict housing choices due race, color, religion, sex, disability, familial status, or national origin. Impediments to obtaining attainable housing can often have the effect of limiting housing options for the classes of people protected by law, as listed above. Therefore, the analysis focuses both on impediments to fair housing choices and to attainable housing.

Evaluation of Fair Housing Legal Status

Utah's Fair Housing Act (Utah Code Annotated § 57-21-1) prohibits discrimination on the basis of race, religion, color, sex, national origin, familial status, disability or source of income in the rental, purchase and sale of real property. According to The Utah Anti-discrimination and Labor Division, there were 47 fair housing related complaints in Washington County between January 1, 2010, and Jan 1, 2017. Twenty-six of these complaints were related to a disability; six were related to familial status; five were related to retaliation; four were related to race; four were related to source of income; four were related to national origin, and one was related to religion. Although there have been relatively few fair housing complaints in Washington County over the last several years, this is not sufficient evidence to suggest that discrimination does not exist. Barriers to fair housing choice should be eliminated.

Currently, the only formal mechanism for identifying discrimination cases, based upon the parameters of the Fair Housing Act, is the incident of fair housing complaints. There are several annual trainings throughout the area that are directed at training landlords on housing discrimination. However, in order to analyze the level of discrimination more comprehensively, it may be necessary to incorporate other methods, such as testing of landlords. However, there are currently no methods being utilized.

Ethnic and Racial Minority Populations

According to the 2020 US Census, 19.44% of the population of Washington County reported a race or ethnicity other than white alone. For a complete description of the Washington County's Ethnic and Racial makeup see the table below.



COMMUNITY DEVELOPMENT

Race / Ethnicity	Number of Householders	Percentage
White Alone	154,802	89.9%
Black or African American Alone	1,202	.07%
American Indian and Alaska Native Alone	2,347	1.4%
Asian Alone	1,562	0.9%
Native Hawaiian and Other Pacific Islander Alone	1,201	.07%
Some Other Race Alone	6,379	3.7%
Two or More Races	4,634	2.7%
Hispanic or Latino	18,297	10.6%



Source: 2020 Census

Racial and ethnic minority status is correlated with poverty level. In Washington County, 14.2% of the entire population is reported to be below the poverty level. Approximately 21.3% of the “Hispanic or Latino” population is below the poverty level, while 13.8% of the “white alone, not Hispanic or Latino” population is below poverty (ACS, 2013-2017 estimates). Based on this correlation, actions which limit the provision for low- to moderate-income housing disparately impact minority populations.

Similarly, racial minority populations are more likely to be renter households than owner households. According to the 2010 Census, 58% of all minority householders in Washington County are renters, compared to only 27% of white only householders. As the maps below display, the portion of total non-white renter households in many of the groups are greater than the total population of non-white households. Therefore, actions which limit options for rental housing impact minority populations. The County should be mindful about instituting policies and practices which may limit options for attainable housing for both renter households and homeowners for minority populations.

Summary of Impediments

This analysis of impediments to fair housing choice concludes that there currently are no specific discriminatory policies in place that limit fair housing opportunities. However, actions which have the effect of limiting attainable housing may have the effect of limiting fair housing opportunities. As described, racial and ethnic minority households in Washington County are more likely to be renters and low-income than non-minority populations. The County should pursue strategies which provide a variety of housing types to meet the needs of all segments of the population.

Analysis of Zoning Ordinances

In order to evaluate the potential for development of low to moderate income housing in the community, it is important to understand the regulatory environment for residential housing.



COMMUNITY DEVELOPMENT

Zoning regulations govern the use, lot size, and building size for new developments. These regulations have a direct impact upon the opportunity to provide affordable housing within the community.

Because ethnic and racial minority populations are composed of a much higher proportion of low-income earners, zoning regulations have an impact on providing fair housing to minority populations. In some cases, zoning regulations also may limit the opportunity to provide rental housing and contain barriers toward providing housing targeted to individuals with disabilities. The following is a survey of residential zoning in Washington County.

Washington County zoning allows for the development of single-family, multi-family, and mobile home housing districts. Lot size provisions vary by zone. Below is a description of the zoning districts in which residential dwellings are allowed in the County:

Washington County Residential Zones

Zone	Minimum Acreage	Permitted Residential Uses
Open Space		
OSC-20	20 Acres	N/A
OST-20	20 Acres	Single Family Dwellings, Accessory Dwelling Units
Agricultural		
A-5	5 Acres	Single Family Dwellings, Accessory Dwelling Units
A-10	10 Acres	Single Family Dwellings, Accessory Dwelling Units
A-20	20 Acres	Single Family Dwellings, Accessory Dwelling Units
A-40	40 Acres	Single Family Dwellings, Accessory Dwelling Units
Forest Residential		
FR-13.5	13,500 sq ft.	Single Family Dwellings, Accessory Dwelling Units, Residential facility for persons with a disability
FR-.05	.5 Acre	Single Family Dwellings, Accessory Dwelling Units, Residential facility for persons with a disability
FR-1	1 Acre	Single Family Dwellings, Accessory Dwelling Units, Residential facility for persons with a disability



COMMUNITY DEVELOPMENT

FR-5	5 Acres	Single Family Dwellings, Accessory Dwelling Units, Residential facility for persons with a disability
FR-10	10 Acres	Single Family Dwellings, Accessory Dwelling Units, Residential facility for persons with a disability

Seasonal Forest Residential

SFR-1	1 Acre	Single Family Dwellings, Accessory Dwelling Units, Residential facility for persons with a disability
-------	--------	---

Residential Agricultural

RA-1	1 Acre	Single Family Dwellings, Accessory Dwelling Units
RA-2.5	2.5 Acres	Single Family Dwellings, Accessory Dwelling Units
RA-5	5 Acres	Single Family Dwellings, Accessory Dwelling Units
RA-10	10 Acres	Single Family Dwellings, Accessory Dwelling Units

Residential Estates

RE-20	20,000 sq. ft.	Single Family Dwellings, Accessory Dwelling Units, Residential facility for persons with a disability
RE-40	40,000 sq. ft.	Single Family Dwellings, Accessory Dwelling Units, Residential facility for persons with a disability
RE-2.5	2.5 Acres	Single Family Dwellings, Accessory Dwelling Units, Residential facility for persons with a disability
RE-5	5 Acres	Single Family Dwellings, Accessory Dwelling Units, Residential facility for persons with a disability

Single Family Residential

R-1-10	10,000 sq. ft.	Single Family Dwellings, Accessory Dwelling Units, Residential facility for persons with a disability
R-1-12	12,000 sq. ft.	Single Family Dwellings, Accessory Dwelling Units, Residential facility for persons with a disability

Multiple Family

R-2	20,000 sq. ft.	Multiple Family Dwellings-Medium Density, Townhouses or condominiums with a minimum project of four dwelling units, Residential facilities for persons with a disability
-----	----------------	--



COMMUNITY DEVELOPMENT

R-3 20,000 sq. ft. Multiple Family Dwellings-High Density, Townhouses or condominiums with a minimum project of four dwelling units, Residential facilities for persons with a disability

Manufactured Housing Park and Recreational Vehicle Park

Permitted Uses: Manufactured Homes
Conditional Uses: Manufactured Home Parks

Planned Development

PDR 40 Acres

Permitted Uses: Detached residential units, Townhouses, Residential facilities for persons with a disability
Conditional Uses: Accessory Dwelling Units, Condominiums, Apartment Rental Developments, Assisted living or independent living care facilities

PDC 5 Acres

Permitted Uses: Mixed Uses, i.e., Commercial, Office, or Residential within the same buildings or on the same site as other commercial uses.
Conditional Uses: N/A

Evaluation of Zoning Code's Effect upon Fair and Attainable Housing

In general, the Washington County Zoning Code provides for an opportunity to develop a variety of housing types within the County, including, single family, multi-family, and mobile homes. Washington County Land Use code guides future development plans and provides opportunities to develop a mix of housing types. In addition, the Zoning Code gives reasonable opportunity to develop housing for specialized populations.

Although there is an opportunity to provide a variety of housing types within Washington County, there is a gap between the number of units that are attainable for those earning a moderate income or less, and particularly very low and extremely low-income earners. The County should be proactive in responding to the demand for housing which is attainable to all income earners. The County should seek strategies to provide housing opportunity for residents of all incomes.

Strategies

The following goals and strategies are designed to guide Washington County in helping to provide moderate income housing to meet the needs of people of various income levels, allowing them to benefit from and fully participate in neighborhood and community life. These goals were updated prior to the 2025 report to ensure continued support and advocacy for attainable housing in Washington County.

The following six (6) strategies from the moderate-income housing strategies list in Utah H.B 462 are identified to assist Washington County in meeting its moderate-income housing goals.

Strategy B:

Demonstrate investment in the rehabilitation or expansion of infrastructure that facilitates the construction of moderate income housing;

Implementation Steps:

- Advocate and work with local jurisdictions, special service districts, and developers to fund infrastructure projects for culinary water, wastewater treatment and reuse water in the unincorporated areas of Washington County.
- Support infrastructure improvements impacting attainable housing; active transportation, fiber optic cable, and roadway improvements.
- Research, propose and adopt language within Washington County policies to support the use of Public Infrastructure Districts (PID) for new development within the unincorporated areas of Washington County.
- Work with Developers to utilize PID policy to support expansion of infrastructure in the unincorporated areas.
- Pursue additional ROW width along transportation corridors where Federal Land is adjacent to roadways. This would allow for the expansion of active transportation in Washington County.

Timeline:

- Q3 2024 Planning Commission Work Meeting to discuss ongoing needs related to infrastructure: roadways, culinary water, wastewater, and reuse water to support existing population and growth projections.

- Q4 2024 Dedicate new section of SR-18 Active Transportation Trail connecting Veyo to Central.
- Q4 2024 Adopt Washington County PID policy.
- Q1 2025 Washington County attends and presents updates on WaterSmart initiatives with USU extension office.
- Q1 2025 Regional water meeting with small operators and residents in the New Harmony Valley area.
- Q2 2025 Dedication of 900 N in Leeds to support new development for mixed use and residential housing.
- Q2 2025 Washington County submits proposed ROW acquisition to US Senator, Celeste Maloy for consideration.
- Q2 2026 Completion of Sheep Bridge Road paving project.
- Q4 2026 Adopt roadway cross sections for higher density developments and alley load applications which support higher density residential development.
- Q2 2027 Support development of roadway cross section incorporating active transportation paths for key transportation corridors.

Measure of Success:

- Improved access to infrastructure for Washington County residents, especially for areas with existing attainable housing or to support the expansion of new development.

Strategy E:

Create or allow for, and reduce regulations related to, internal or detached accessory dwelling units in residential zones.

Implementation Steps:

- Washington County staff to meet with local businesses who provide attainable housing options for “ready built” dwellings which meet IRC building codes.
- Propose amending Washington County Code to reduce minimum square footage requirement for residential dwellings.
- Propose amending Washington County Code to allow for an internal and detached accessory dwelling on lots entitled for single family residences.
- Propose amending Washington County Code to allow Tiny Homes to be utilized as a residential dwelling option.

Timeline:

- Q4 2024 Meet with local pre-fab manufacturers of attainable housing; BoxHouse and Zip Kit Homes.
- Q1 2025 Research ICC building codes related to Tiny Homes and applicable inspection criteria for permitting.
- Q3 2025 Present proposed amendment to Washington County Code to reduce minimum square footage requirement for dwellings.
- Q1 2026 Propose reduced building permit fees for internal and external accessory dwellings.
- Q2 2026 Propose amendment to Washington County Code allowing for an internal and external accessory dwelling on properties entitled for single family residences.
- Q2 2027 Present proposed amendment to Washington County Code to allow Tiny Homes to be utilized as a dwelling option.

Measure of Success:

- Accessory dwellings are utilized to fill a gap in an important housing type need while also allowing property owners to monetize their properties.

Strategy G:

Amend land use regulations to allow for higher density or new moderate income residential development in commercial or mixed-use zones near major investment corridors;

Implementation Steps:

- Advocate for utilizing density bonus for new development in the New Harmony Valley Overlay Zone.
- Research the concept of Holding Zones which could be a tool in future zoning and visioning for small rural communities.
- Hold planning discussions with developers and landowners where the Village Commercial zone could be utilized to promote mixed use.
- Research and begin drafting code language to support the concepts of clustering, pocket neighborhoods, and work / live.
- Present draft code language to Planning Commission and County Commission related to clustering, pocket neighborhoods, work / live.

Timeline:

- Q4 2024 Adopt New Harmony Valley Overlay Zone allowing density bonuses to promote smaller housing types.
- Q4 2024 Adopt Village Commercial Zone allowing for mixed use of commercial and residential within the same structure.
- Q2 2025 Begin researching code language and examples to support the concepts of clustering & pocket neighborhoods, and work / live.
- Q2 2026 Present draft code language to Planning Commission related to clustering and pocket neighborhoods and work / live.
- Q2 2027 Adopt code section related to Clustering and Pocket Neighborhoods and work / live.

Measure of Success:

- Expanded prevalence of the Village Commercial zone would indicate developers and rural communities see value in the Ordinance.

Strategy J:

Implement zoning incentives for moderate income units in new developments;

Implementation Steps:

- Create density bonus incentives for Planned Development Residential.
- Reduce acreage requirements for Planned Development Residential.
- Modify road improvement requirements to support higher density and alley load type development layouts.
- Reduce square footage requirements for accessory dwellings.
- Draft ordinance language to allow internal and external accessory dwellings on entitled lots with Single Family Residences.
- Consider reducing infrastructure requirements for development of attainable housing developments; roads, fire hydrants, etc.
- Create incentives specific to STLA (State Trust Land) developments to encourage the construction of attainable housing.

Timeline:

- Q3 2024 Adopt Village Commercial Zone allowing for mixed use,
- Q4 2024 Adopt New Harmony Overlay Zone and density bonuses described therein.
- Q2 2025 Adopt reduced acreage requirements for PDR zones.

- Q2 2025 Adopt density incentives in PDR zones.
- Q2 2026 Begin drafting language for STLA overlay zone.
- Q2 2027 Draft language to incentivize higher density by reducing roadway improvement requirements when clustering.

Measure of Success:

- Incentives encourage developers and property owners to create moderate income housing.

Strategy L:

Reduce, waive, or eliminate impact fees related to moderate income housing:

Implementation Steps:

- Reduce Washington County application fees by 10% for land use applications when moderate income housing is proposed for 50% of the units. Attainable housing is defined as housing which is attainable to households making 80% or less of the AMI (Average Median Income).
- Reduce Washington County building permit fees for internal and external accessory dwellings by 25%.
- Create a standardized Building Permit fee schedule for the inspection of Tiny Homes or Pre-Fabricated homes.

Timeline:

- Q4 2025 Propose fee schedule to Planning Commission considering approval of reduced building permit fees for internal and external accessory dwellings.
- Q3 2026 Propose fee schedule modification to Planning Commission for Land Use applications when 50% or more of the development is moderate income units.
- Q2 2027 Propose a standardized Building Permit fee schedule for the inspection of Tiny Homes or Pre-Fabricated homes.

Measure of Success:

- Moderate income housing types are less expensive to permit and build.

Strategy M:

Demonstrate creation of, or participation in, a community land trust program for moderate income housing:

Implementation Steps:

- Actively serving founding member of SW Utah Community Land Trust Non-Profit.
- Actively serving Co-Chairman Housing Action Coalition (HAC).
- Attend annual workshops and planning conferences with public and private stakeholders.
- Liaison with private stakeholders to create attainable housing.
- Encourage private sector sponsorship of HAC.
- Attend monthly SW Utah Community Land Trust meetings.
- Attend Monthly Housing Action Coalition executive meetings.
- Attend monthly Housing Action Coalition Advocacy Committee meetings.
- Bring voice and awareness to Moderate Income Housing throughout the Washington County structure and regional municipalities.

Timeline:

- Q3 2024 Planning Committee for 2024 HAC Conference
- Q4 2024 Attend HAC Conference
- Q1 2025 Planning meeting with Episcopal Church Project
- Q2 2025 Work with HAC advocacy group to advocate for zoning and development projects supportive of attainable housing.
- Q3 2025 Planning Committee for 2025 HAC Conference
- Q4 2025 Attend HAC Conference
- Q1 2026 Work with HAC advocacy group to advocate for zoning and development projects supportive of attainable housing.
- Q3 2026 Planning Committee for 2026 HAC Conference
- Q4 2026 Attend HAC Conference
- Q2 2027 Work with HAC advocacy group to advocate for zoning and development projects supportive of attainable housing.

Measure of Success:

- HAC and SW Utah Community Land Trust are advocates of attainable housing in our region and work diligently to leverage public and private partnerships.



This Plan was prepared by the Washington County Community Development Staff.

Contact: Scott Messel, Director

scott.messel@washco.utah.gov 435.634.5701